



**District Report Card: 2017**


<b>State:</b> Andhra Pradesh	<b>District:</b> Chittoor
<b>Class:</b> 5	<b>Subject:</b> Language
<b>Schools:</b> 60	<b>Students:</b> 880


**Participation/Coverage**


**Students**

<b>GENDER</b> 	Boys		Girls	
	Number	%	Number	%
	400	45.45	480	54.55

<b>AREA</b> 	Rural		Urban	
	Number	%	Number	%
	708	80.45	172	19.55

<b>CATEGORY</b> 	SC		ST		OBC		GEN	
	Number	%	Number	%	Number	%	Number	%
	227	25.80	69	7.84	468	53.18	116	13.18

<b>CWSN</b> 	LD	VI	HI	S&LD	ID	Oth
	2	2	1	1	5	17

<b>Management</b> 	Government		Government-aided	
	Number	%	Number	%
	880	100.00	0	0.00

**Average Performance of Students in Language (%)**

Overall	Gender		Area		Management		Social Group			
	Male	Female	Rural	Urban	Govt.	Aided	SC	ST	OBC	GEN
54.89	53.55	56.01	53.20	61.86	54.89	0.00	55.24	54.30	56.71	47.24

## Performance on Learning Outcomes (LOs)

Learning Outcomes	Description	Average Performance(%)
L504	Reads and comprehends independently storybooks, news items/ headlines, advertisements etc.	52.11
L508	Reads text with comprehension, locates details and sequence of events	56.28

Range of Performance of Students who Answered Correctly							
Below 30%		30% - 50%		50% - 75%		Above 75%	
Number	%	Number	%	Number	%	Number	%
139	15.80	239	27.16	328	37.27	174	19.77

### Lowest Performing Learning Outcomes (LOs)

- 1 - Reads and comprehends independently storybooks, news items/ headlines, advertisements etc. (52.11)
- 2 - Reads text with comprehension, locates details and sequence of events (56.28)